

Series 32 Super Bollard



GENERAL SPECIFICATIONS

Metal: All Series 32 Super bollards are constructed of 6-5/8" (16.8cm) outside diameter steel pipe. The metal is powder coated with electrostatically applied polyester and baked at a high temperature to produce a mar-resistant finish.

Hardware: All hardware is professionally finished with our baked-on polyester powder coating.

INSTALLATION OPTIONS

The Series 32 Super bollard is available in bolt-down or in-ground configurations.

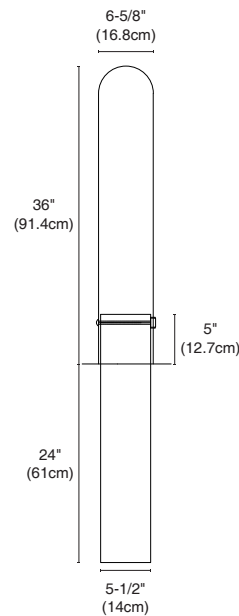
In-ground: The removable in-ground bollard, SB32-R1, fastens onto a steel sleeve which is installed directly into concrete to a depth of 24" (61cm). The permanent in-ground bollard, SB32-P1, installs directly into concrete to a depth of 24" (61cm).

Bolt-down: The removable bolt-down bollard, SB32-R2, is fastened directly to the ground using 3/8" anchor bolts (not provided). Vandal-resistant flush nuts are included for additional security. The permanent bolt-down bollard, SB32-P2, fastens onto a steel plate which also fastens onto an in-ground steel base which is installed directly into concrete to a depth of 24" (61 cm).

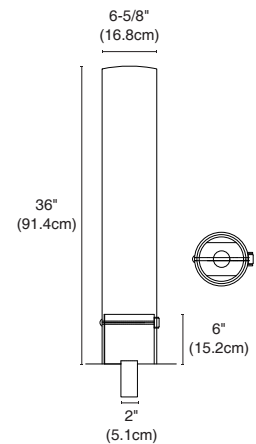
METAL COLOURS

Choose from our 26 standard paint colours, or for an additional charge, choose from over 160 custom paint colours. Standard colour chips and custom colour charts are available upon request. Reflective tape is also available at additional cost.

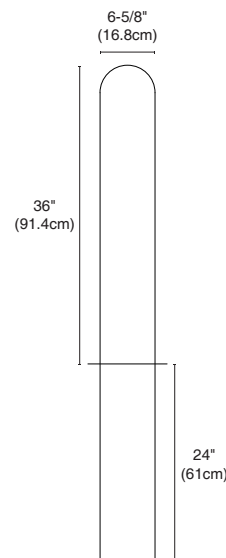
SB32-R1



SB32-R2-1-UBC



SB32-P1



SB32-P2

