

# Series 3 Design Bench

## GENERAL SPECIFICATIONS

**Wood:** Ipe hardwood. Wood members 1-1/2" x 3" (3.8cm x 7.6cm) and 1-1/2" x 2-1/2" (3.8cm x 6.3cm) with 1/4" (0.64cm) radius edges and ends. Ipe is smooth sanded and sealed.

**Metal:** Mild steel, wheel-abraded to bare metal, then precisely fabricated to final shape. The metal is powder coated with polyester, electrostatically applied, and baked at a high temperature to produce a mar-resistant finish.

**Hardware:** An exclusive nut design and bolt-through construction create a single, solid unit. A special wrench for vandal-resistant hardware is provided with each bench. All hardware is professionally finished with our baked-on polyester powder coating.

## OPTIONS

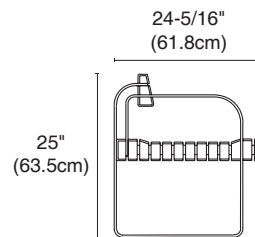
**Wood:** Oak, maple, western red cedar, or yellow cedar may be substituted for ipe at additional cost.

**Metal Colours:** Make your choice from 26 standard paint colours. Or, for an additional charge, choose from one of over 160 custom paint colours. Standard colour chips and custom colour charts are available upon request.

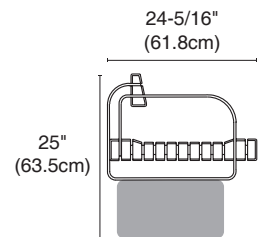
## ACCESSORIES

To give your project that professional finish, may we suggest the addition of our Series 8 receptacles. For a complete listing of our receptacles and other furnishings, please refer to the respective areas in our catalogue.

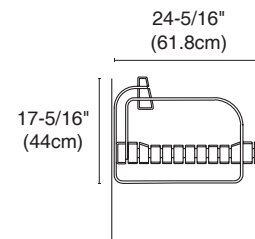
**D3-3**



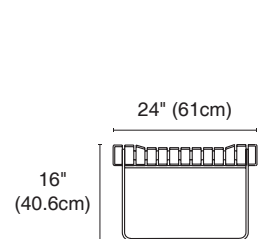
**D3-7**



**D3-4**



**D3-5**



**D3-5A**

