



Series 26 Pedestal Table + Seat

GENERAL SPECIFICATIONS

Wood: Ipe hardwood. Wood members 1-1/2" x 3-1/2" (3.8cm x 8.9cm) with 1/4" (0.64cm) radius on edges and ends.

Metal: Mild steel, wheel-abraded to bare metal, then precisely fabricated to final shape. The metal is powder coated with electrostatically applied polyester and baked at a high temperature to produce a mar resistant finish.

Hardware: An exclusive nut design and bolt-through construction create a single, solid unit. A special wrench for vandal-resistant hardware is provided with each bench. All hardware is professionally finished with our baked-on polyester powder coating.

INSTALLATION OPTIONS

The Series 26 Pedestal Table + Seat is available in bolt-down or in-ground configurations.

In-ground: T26-2412 installs directly into concrete to a depth of 15-7/8" (40.3cm).

Bolt-down: Fastened directly to the ground using 3/8" anchor bolts (not provided). Vandal-resistant flush nuts are included for additional security.

OPTIONS

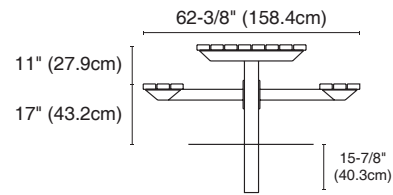
Wood: Oak, maple, western red cedar, or clear yellow cedar may be substituted for ipe at additional cost.

Metal Colours: Choose from our 26 standard paint colours, or for an additional charge, choose from over 160 custom paint colours. Standard colour chips and custom colour charts are available upon request.

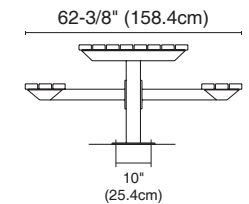
ACCESSORIES

To give your project that professional finish, may we suggest the addition of our Series 8 Urban Receptacle. For a complete listing of our receptacles and other furnishings, please refer to the respective areas in our catalogue.

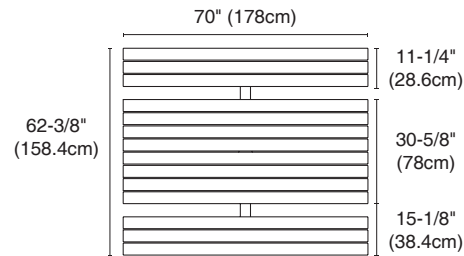
T26-2412



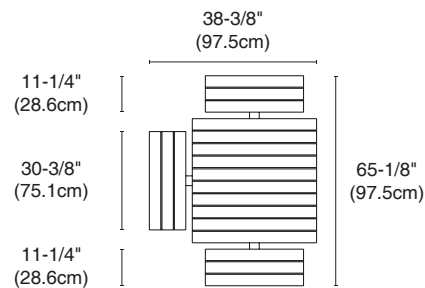
T26-2422



T26-2412 / T26-2422



T26SQ2413



T26SQ2414

