



Series 24 Garden Bench

GENERAL SPECIFICATIONS

Wood: Ipe hardwood. Wood members 1-1/2" x 2-1/2" (3.8cm x 6.3cm) with 1/4" (0.64cm) radius edges and ends. Ipe is smooth sanded and sealed.

Metal: Standard aluminum cast to a precision pattern for maximum strength and durability. The metal is powder coated with polyester, electrostatically applied, and baked at a high temperature to produce a mar-resistant finish.

Hardware: An exclusive nut design and bolt-through construction create a single, solid unit. A special wrench for vandal-resistant hardware is provided with each bench. All hardware is professionally finished with our baked-on polyester powder coating.

OPTIONS

Wood: Oak, maple, western red cedar, or yellow cedar may be substituted for ipe at additional cost.

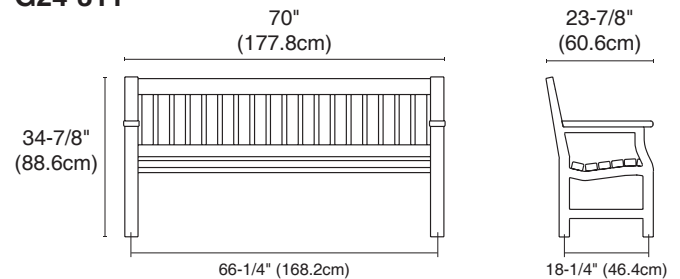
Metal Colours: Make your choice from 26 standard paint colours. Or, for an additional charge, choose from one of over 160 custom paint colours. Standard colour chips and custom colour charts are available upon request.

Bench Backs: May be customized to suit your project needs. G24-311 is available with a metal back in place of wood back.

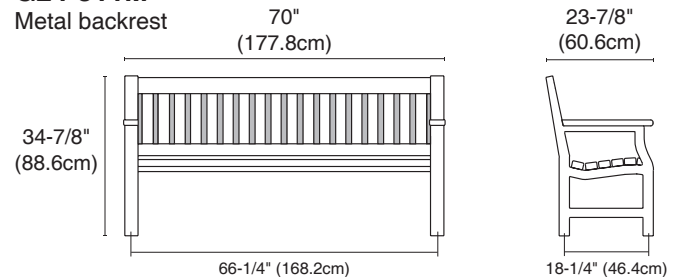
ACCESSORIES

To give your project that professional finish, may we suggest the addition of our Series 31 receptacles. For a complete listing of our receptacles and other furnishings, please refer to the respective areas in our catalogue.

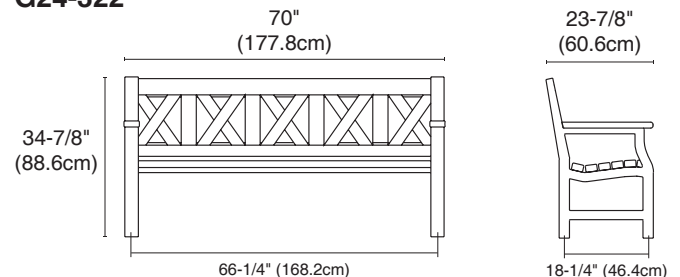
G24-311



G24-311M



G24-322



G24-333

