

Series 15 Pipeline Bench, Metal

GENERAL SPECIFICATIONS

Metal: 3" (7.6cm) aluminum tube, heavy wall T-6 marine grade. Elbows are die-cast heavy aluminum. The metal is powder coated with polyester, electrostatically applied, and baked at a high temperature to produce a mar-resistant finish.

Hardware: A special wrench for vandal-resistant hardware is provided with each bench. All hardware is professionally finished with our baked-on polyester powder coating.

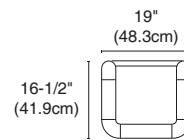
OPTIONS

Metal Colours: Make your choice from 26 standard paint colours. Or, for an additional charge, choose from one of over 160 custom paint colours. Standard colour chips and custom colour charts are available upon request.

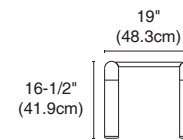
ACCESSORIES

To give your project that professional finish, may we suggest the addition of our Series 30 receptacles. For a complete listing of our receptacles and other furnishings, please refer to the respective areas in our catalogue.

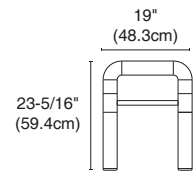
PM15-25



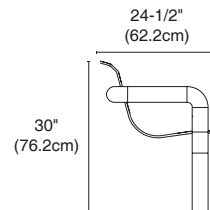
PM15-5



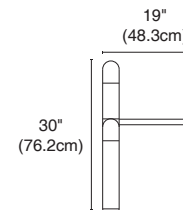
PM15-5A



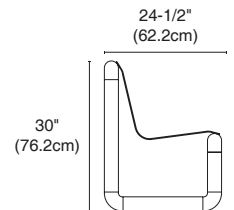
PM15-414



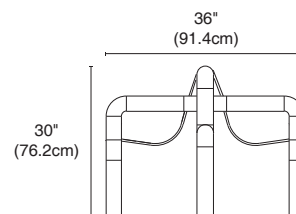
PM15-6



PM15-734



PM15-766A4



PM15-66

